Mouse MSLN/Mesothelin Protein

Cat. No. MSL-MM180

Description

Source	Recombinant Mouse MSLN/Mesothelin Protein is expressed from HEK293 with His tag at the C-Terminus.
	It contains Asp298-Ser600.
Accession	Q61468-1
Molecular Weight	The protein has a predicted MW of 35.2 kDa. Due to glycosylation, the protein migrates to 45-60 kDa based on Bis-Tris PAGE result.
Endotoxin	Less than 1EU per µg by the LAL method.
Purity	> 95% as determined by Bis-Tris PAGE
	> 95% as determined by HPLC

Formulation and Storage

Formulation	Lyophilized from 0.22µm filtered solution in PBS (pH 7.4). Normally 8% trehalose is added as protectant before lyophilization.
Reconstitution	Centrifuge the tube before opening. Reconstituting to a concentration more than 100 µg/ml is recommended. Dissolve the lyophilized protein in distilled water.
Storage	-20 to -80°C for 12 months as supplied from date of receipt. -80°C for 3 months after reconstitution. Recommend to aliquot the protein into smaller quantities for optimal storage. Please minimize freeze-thaw cycles.

Background

Mesothelin, also known as MSLN, is a protein that in humans is encoded by the MSLN gene.Cloning studies showed that the mesothelin gene encodes a precursor protein that is processed to yield mesothelin which is attached to the cell membrane by a glycophosphatidylinositol linkage and a 31-kDa shed fragment named megakaryocyte-potentiating factor (MPF).

Assay Data

Bis-Tris PAGE

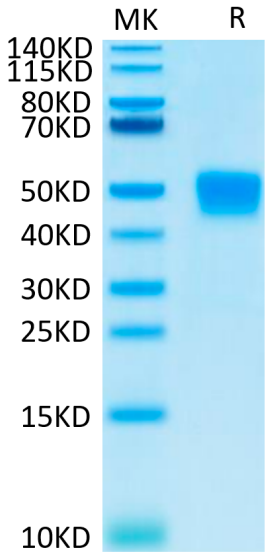

Mouse MSLN on Bis-Tris PAGE under reduced condition. The purity is greater than 95%.

SEC-HPLC

Assay Data

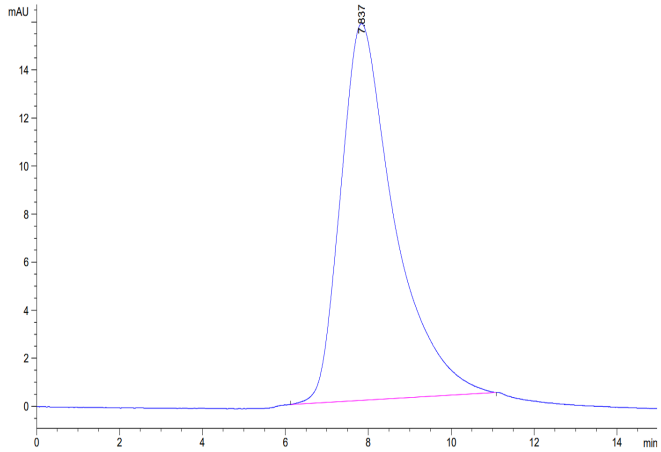

The purity of Mouse MSLN is greater than 95% as determined by SEC-HPLC.

ELISA Data

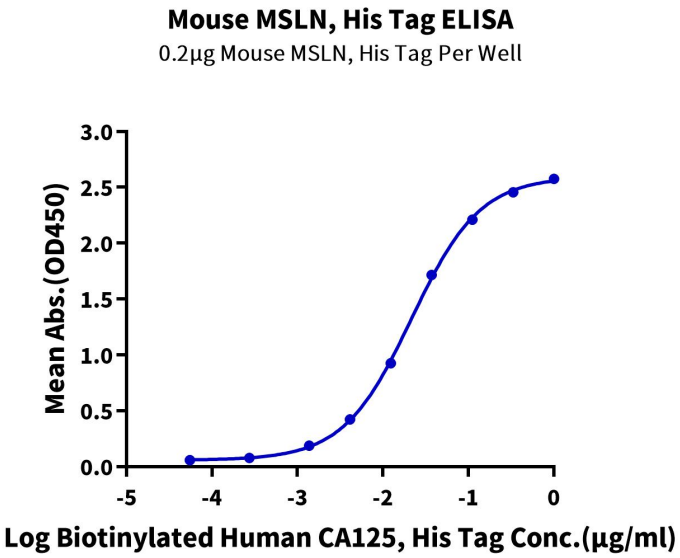

Immobilized Mouse MSLN, His Tag at 2μg/ml (100μl/well) on the plate. Dose response curve for Biotinylated Human CA125, His Tag with the EC50 of 21.7ng/ml determined by ELISA.